

Writing for Social Action



English
ICT

*Louise Cutajar Davis
Joseph Vella*

*Maria Regina Girls' Junior Lyceum
2005*

Writing for Social Action

General Information

Authors: Louise Cutajar Davis (Subject Coordinator English)
Joseph Vella (Subject Coordinator ICT)
School: Junior Lyceum Maria Regina
Subject: English / ICT
Category: Writing
Level: Form 4

Duration: 6 lessons
Contents: Lesson Plans
Worksheet
PowerPoint Presentations

Goals: To encourage students to become active citizens by taking an interest in real issues and using their writing to raise awareness and to try to bring about change.

Requirements: Worksheets
PowerPoint Presentation

Time: 6 lessons

Classroom Management: Group Work



Writing for Social Action

Overview:

In a democratic society everyone has the right to have a voice, even young children (United Nations Convention on the Rights of the Child, Art.12). However, we need to learn how to use this right responsibly and democratically. Writing for Social Action empowers students to make their voices heard to work for positive change. It encourages them to become active citizens by taking an interest in real issues (not classroom simulations) and using their writing to raise awareness and to try to bring about change. It is important to encourage students to work on topics they feel interested in, because if they are not convinced about the issues they are dealing with, they will not be in a position to convince others. Writing for social action links Human Rights Education with Education for Democratic Citizenship. It can be taken up in any language, but this pack focuses on English.

Learning Objectives

Language:

Formulating questions
Persuasive writing
Formal Letters
Interpreting
Summarising
Speaking/Presentation Skills

ICT:

Proper choice of software package to carry out a task

Word Processing

Typing the articles with no formatting
Creating a three fold brochure using Word or Publisher
Inserting pictures – over text, with wrap around, water-marks
Sizing, moving pictures
Creating a questionnaire using Word – inserting symbols, checkboxes

Spreadsheet

Collating data
Data graphing

Paint

Creating the logo, other graphics

Citizenship:

1. The right to have a say
2. The obligation to exercise this right responsibly
3. Democracy and Human Rights
4. Being active and caring citizens



Writing for Social Action

Writing for Social Action has many cross curricular links. It involves languages, social studies, ICT, maths, science and indeed any other subject. In this pack, the main objectives are language learning (being an activity designed for the teaching of English), ICT and citizenship. However, other subjects, such as Mathematics and Science can also easily come into play.

Activities

Writing for Social Action can involve:

- writing letters to newspapers
- writing letters to Local Councils,
- posters
- flyers
- questionnaires
- booklets
- PowerPoint presentations
- data analysis and data graphing
- publishing on a website

During the project

While the project is in progress essays and letters are assigned on the chosen topic during the English lessons. If possible, letters should be sent to newspapers for publication. Letters can also be sent to Local Councils (*Social Action aspect*). These writings can be included in a booklet.

Suggested Brainstorming Activity (slide 7)

The teacher needs to prepare three objects, such as balls or soft toys. One object represents WHAT (the issue), the second represents WHY (the reason) and the third HOW (what can be done to change things). The students stand in a circle. The first object is thrown at random around the circle. Every student has to say a word. The other objects are used in the same way. At the end all the objects could be thrown at random to make the activity more fun.

Writing for Social Action



Lesson Plans

English ICT

*Louise Cutajar Davis
Joseph Vella*

*Maria Regina Girls' Junior Lyceum
2005*

Writing for Social Action

Author Information

Authors: Louise Cutajar Davis (Subject Coordinator English)
Joseph Vella (Subject Coordinator ICT)
School: Junior Lyceum Maria Regina

Lesson Plan Information

Subject: English / ICT
Category: Writing
Level: Form 4
Duration: 45 minutes

Description:

Lesson number 1
Introducing the Project – Writing for Social Action

Goals:

Awareness raising:
1. that they have the right to have a voice
2. that they can use their writing to raise public awareness about social issues

Objectives:

By the end of the lesson students identify possible ICT applications to help in the campaign.

Resources:

- 1.Computer Lab with LCD projector
- 2.PowerPoint presentation – **Writing for Social Action**
- 3.Database – **ICT Tools**

Reference Material:

Timing:

10 minutes introduction
25 minutes activity
10 minutes conclusion

Writing for Social Action

Introduction

10 minutes
Whole class

PPT presentation (slides 1-6):
Presenting the project - Writing for Social Action
Presentation run by teacher of English using LCD projector

Activity

25 minutes
Whole class

Brainstorming – (slides 7-8)
1. See Notes for Teachers for suggestions.
Conclusion – (slide 9):
“Writing for social action ... prepares students to be active in a democracy and teaches the kind of language skill that the students will need to succeed in life.”

Conclusion

10 minutes
In Pairs

Listing ICT applications:
Students log on to the network and open the ICT Tools database.
Students fill up a table listing 6 possible uses of ICT for the campaign. An Access database form is used to compile ideas.

Follow Up

At home, students start noting down social issues.

Writing for Social Action

Author Information

Authors: Louise Cutajar Davis (Subject Coordinator English)
Joseph Vella (Subject Coordinator ICT)
School: Junior Lyceum Maria Regina

Lesson Plan Information

Subject: English / ICT
Category: Writing
Level: Form 4
Duration: 45 minutes

Description:

Lesson number 2
Choosing the Social Issue and Getting Organised

Goals:

1. Spoken English to discuss and argue.
2. Focusing on a particular topic.
3. Running a PowerPoint presentation.

Objectives:

By the end of the lesson students would have filled in a given handout and decided on mode of action and presentation.

Resources:

1. Computer Lab with LCD projector
2. PowerPoint presentation – ***Choosing an Issue***
3. Worksheet – ***Choosing a Social Issue***

Reference Material:

Timing:

5 minutes introduction
15 minutes activity
15 minutes conclusion

Writing for Social Action

Introduction

10 minutes
Whole class

PPT presentation (slides 1-6):
Presenting the project - Writing for Social Action
Presentation run by teacher of English using LCD projector

Activity

20 minutes

PPT presentation

- Run by students
- Filling in the handout
- Discussion to decide on a topic

Conclusion

15 minutes
In Groups

Students decide:

- What area they would like to work on
- How they are going to present it

Writing for Social Action

Author Information

Authors: Louise Cutajar Davis (Subject Coordinator English)
Joseph Vella (Subject Coordinator ICT)
School: Junior Lyceum Maria Regina

Lesson Plan Information

Subject: English / ICT
Category: Writing
Level: Form 4
Duration: 45 minutes

Description:

Lesson number 3
Getting Started

Goals:

Searching the Internet and taking notes

Objectives:

By the end of the lesson students would have

1. Designed a rough draft.
2. Recorded the notes using a Word Processor.
3. Saved their work on a shared folder.

Resources:

1. Computer Lab with LCD projector
2. Internet access
3. Shared folder to allow students save their work in

Reference Material:

Timing:

10 minutes introduction
25 minutes activity
10 minutes conclusion

Writing for Social Action

Introduction

5 minutes
Whole class

Teacher explains the different roles within each group.

Activity

25 minutes
In Groups

Students decide what role they will assume in the group. (5 minutes)

- Writer
- Researcher
- Typist
- Designer
- Coordinator

Students start researching on the Internet. (10 minutes)

Conclusion

15 minutes
In Groups

Students make a draft of what they plan to produce.

- Story Boards
- Rough sketches

Writing for Social Action

Author Information

Authors: Louise Cutajar Davis (Subject Coordinator English)
Joseph Vella (Subject Coordinator ICT)
School: Junior Lyceum Maria Regina

Lesson Plan Information

Subject: English / ICT
Category: Writing
Level: Form 4
Duration: 45 minutes

Description:

Lesson number 4-6
Working on the Project

Goals:

Objectives:

- By the end of the lesson students will
1. produce a rough draft of what they intend to produce.
 2. democratically decide which issue they want to focus on, which group they would like to be.
 3. run a PowerPoint presentation.

Resources:

1. Computer Lab with LCD projector
2. PowerPoint presentation – ***Choosing the Social Issue***
3. Database – ***ICT Tools***
4. Handout

Reference Material:

Timing:

Activity

In Groups Students continue working on their projects

Writing for Social Action



Presentations

English
ICT

*Louise Cutajar Davis
Joseph Vella*

*Maria Regina Girls' Junior Lyceum
2005*

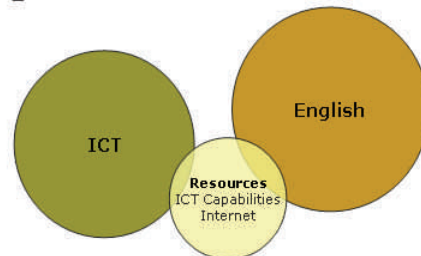
Writing for Social Action Brief

Writing for Social Action

Form 4
English, ICT

Louise Cutajar Davis, Joseph Vella

Idea



Schedule

Week	1	2	3	4	5	6	7
English in class	Context	Group Work	Group Work	Group Work	Group Work	Group Work	Presentations
English in ICTLab	Intro	Pick Social Issue	Writing Campaign	Writing Campaign	Writing Campaign	Writing Campaign	Presentations
	PPT Access	PPT Internet	WP Paint PPT Internet	WP Paint PPT SS Internet	WP Paint PPT SS Internet	WP Paint PPT SS Internet	
optional			DTP Frontpage	DTP Frontpage	DTP Frontpage	DTP Frontpage	
ICT			PPT	PPT	PPT	PPT	

Brief (1)

To empower the students to use writing to work for positive change.

Brief (2)

- They will use ICT for:
 - Questionnaires
 - Data graphing
 - Pamphlets
 - Letters
 - Reports
 - PowerPoint Presentation

Brief (3)

Presentation and speaking skills will come into play when the students present their project (**English**) using a presentation software, namely MS PowerPoint (**ICT**)

Tasks

- Students will be organised in 5 groups
- Each group will work on a specific task
 - Group 1 – Poster and Action Group Logo
 - Group 2 – Questionnaire
 - Group 3 – Booklet
 - Group 4 – Pamphlet
 - Group 5 – PowerPoint Presentation

Teacher's Notes





Teacher's Notes

Writing for Social Action Brief





[Lesson 1]


 Lesson Plan 1

 Project Introduction
Teacher's Presentation


[Lesson 2]


 Lesson Plan 2

 Choosing a Social Issue
Teacher's Presentation


 Worksheet

[Lesson 2]

 Suggestion
Database

 Using the
Database

[Lesson 3]

 Lesson Plan 3



Writing for Social Action

Writing for Social Action

Objective

Using **WRITING** to empower you to participate actively in a democracy by projecting your voice into the real world to work for positive change.

Do you have the right to say what you like?



United Nations Convention on the Rights of the Child

... assures to the child who is capable of forming his or her own views **the right to express those freely**, in all matters affecting the child, the views of the child being given due weight in accordance with the age and maturity of the child.

(article 12)

The Writing Triangle

Different writing **styles** and **tones** are appropriate for different **audiences**.



The Writer's Notebook A source of topic ideas for social action

Use writing to notice and reflect on what is happening around you:

- in school
- at home
- in the news
- on the street

Real issues - not classroom simulations

Writing for Social Action

Activity

Pre-writing

Using ONE WORD or short phrase write down:

1. **WHAT** social issue or problem?
2. **WHY** does it exist?
3. **HOW** can we change things?

Activity Social Issues

Example:

- **WHAT?** – racism
- **WHY?** – ignorance
- **HOW?** – understanding

"Writing for social action ...
prepares students to be active
in a democracy and teaches
the kind of language skill that
the students will need to
succeed in life."

(Randy Bomer)



Writing for Social Action

Choosing an Issue

Choosing an Issue

Writing for
Social Action



Getting started

What would you like to change?

- in school
- on the street
- in your local community
- in the country in general
- in the world in general

Think

...about things that make you feel:



Choose 3 Issues

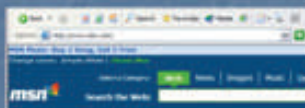
That:

- are of general social interest
- you feel strongly about
- you feel able to convince others about
- you would like to research further
- are not personal



Searching for info

- Use the search engine www.msn.com




- Search using keywords
- Browse the websites listed
- Copy two addresses which you think are helpful

Now choose the Issue

Which:


- you are most interested in
- you know most about
- you would most like to do something about



Writing for Social Action

Why did you choose it?

- Why are you concerned about the issue?
- How can you make a difference?



How are you going to present it?

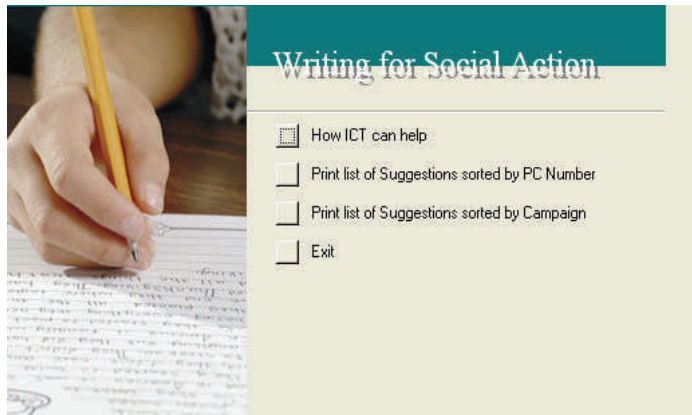
Writing for Social Action

A Database of Suggestions

Writing for Social Action – Database of Suggestions

The students use this database to suggest what projects may be carried out and how ICT can help in writing for social action.

The teacher can then use it to print a list of all the suggestions from all the participating classes and students.



How ICT can help in Writing for Social Action

1. Students use this form to enter the data as indicated.
2. Students are only allowed to append records.

Teacher's use of the database

1. This database can be used by the teacher to view each group's contribution.
2. The lists may be printed in two ways:
 - Grouped by Class and sorted by PC Number
 - Grouped by Class and sorted by Suggestion

Writing for Social Action



Worksheet

English
ICT

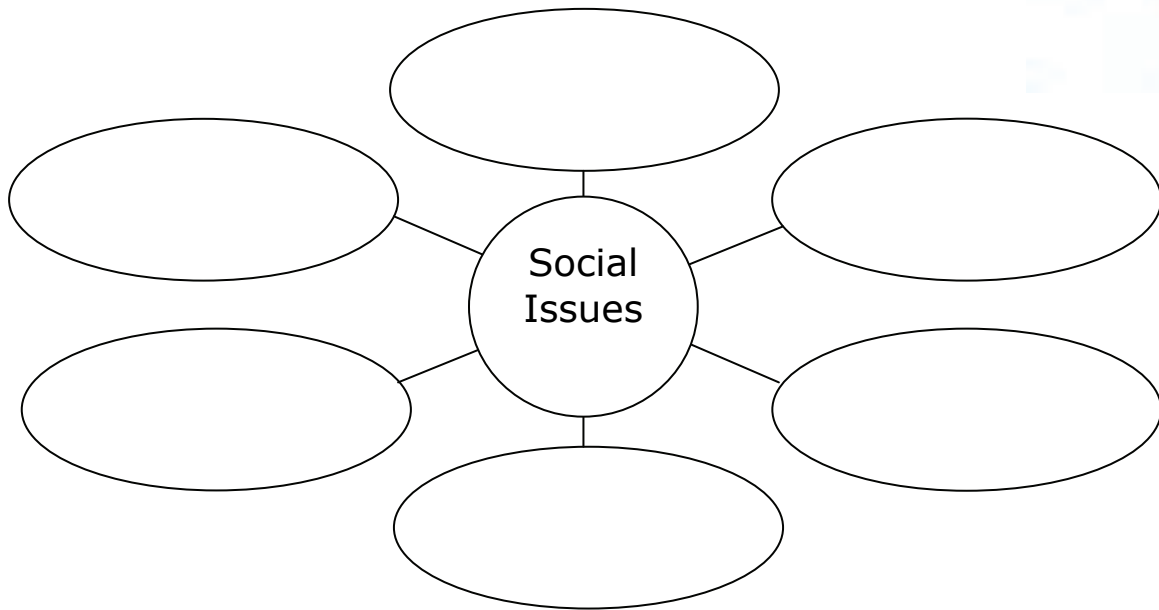
*Louise Cutajar Davis
Joseph Vella*

*Maria Regina Girls' Junior Lyceum
2005*



Writing for Social Action

1. Fill in this diagram:



2. Choose the three issues you are interested in most.

- a. _____
- b. _____
- c. _____

3. Use the Internet to research the three issues and note down two helpful website addresses (URLs).

- a. i. _____
ii. _____
- b. i. _____
ii. _____
- c. i. _____
ii. _____

4. Write down the issue you want to work on.

5. Say why you are choosing this topic.

